

WOODSIDE

A jig for 3 couple in a 4 couple set

BARS

1 – 4 1st and 2nd couples dance a double half figure of eight across, to begin:-

1st couple cross down, 2nd couple dance up.

5 – 8 Half reels of three on the sides of the dance, to begin:-

1st couple cross down through 2nd place,

2nd couple dance up then cross down to 2nd place

3rd couple dance up and in.

9 – 12 2nd & 1st couples dance a double half figure of eight across, to begin:-

1st couple cross up, 2nd couple dance down.

13 – 16 Half reels of three on the sides of the dance, to begin:-

1st couple cross up through 2nd place

2nd couple dance down then cross up through 2nd place

3rd couple dance down and in.

NB bars 1 – 16, 2nd couple follow 1st couple

17 – 20 Half reels of three on the sides of the dance, to begin:-

1st couple down & in, 2nd couple up and out, 3rd couple up and in.

21 – 24 1st couple set to one another and cast up to 2nd place [2nd couple step down].

25 – 28 3rd & 1st couples dance half rights and lefts - no polite turn [1st couple now at top, face in; 3rd couple face down, 2nd couple face up].

29 – 32 1st, 3rd & 2nd couples dance a quarter of a grand chain [2 steps to each hand]

1st couple repeat from 2nd place.

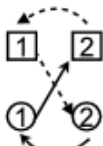
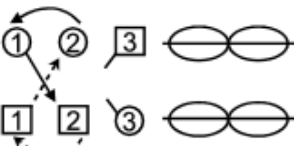
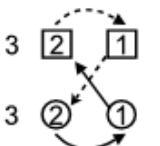
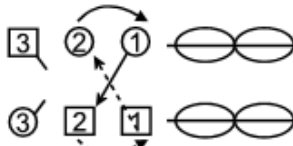
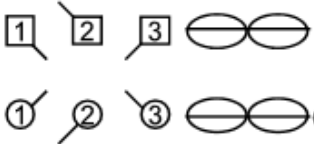
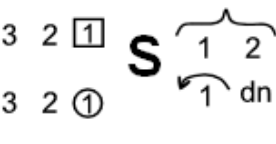
Tune:- Woodside by Grant Crawford

Dance devised by James McMillan for Maureen Daniel, 2008

WOODSIDE

Woodside Grant Crawford

Musical notation for Woodside, featuring a treble clef and a key signature of one sharp (F#). The melody is written in 6/8 time. The notation includes various chords and notes, with a repeat sign at the end of the first line. The chords are: D, D, G, D/F#, Em, A7, D, D/C#, D/B, D7/A, G, D/F#, A7/E, D, D, A7, D, D7/A, G, D, Em, A7, D, A7/E, D/F#, D7, G, A7, D, D, A7/C#, D/B, D7/A, G, D/A, Em/B, A7/C#, D, D/C#, D/B, D7/A, G, D/F#, A7/E, D.

Woodside		J McMillan		8 x 32 Jig	
 Double fig of 8	 2s cross down from top	 Double fig of 8	 2s cross up from bottom	 CHAIN _{1/4} 2 steps to each hand	 CHAIN _{1/4} 2 steps to each hand