

## MISS SHONA ARMOUR

A jig for 4 couples

### BARS

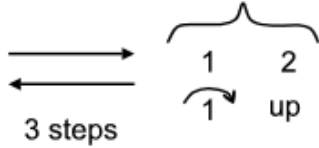
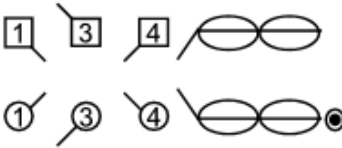
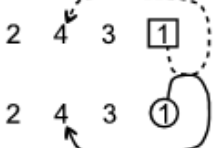
- |         |  |
|---------|--|
| 1 – 8   | 1st couple lead down the middle for 3 steps, back up for 3 steps.<br>1st couple cast off one place as 2nd couple step up on bars 7 – 8.                    |
| 9 – 12  | 1st, 3rd and 4th couples dance a half reel of three on the sides, to begin:-<br>1st couple dance down and in, 3rd couple up and out to begin.              |
| 13 – 16 | 1st couple approach each other [1 step], face down and dance out [1 step]. 1st couple cast up to 2nd place as 4th and 3rd couples step down on bars 7 – 8. |
| 17 – 20 | 2nd and 1st couples dance right hands across in a wheel half way, and set.   |
| 21 – 24 | 2nd and 4th couples dance left hands across in a wheel half way, and set.  |
| 25 – 28 | 2nd and 3rd couples dance right hands across in a wheel half way and all <b>four</b> couples set.  |
| 29 – 32 | 1st, 4th, 3rd and 2nd couples turn once round with the right hand, all finishing on the opposite side.   |

After each turn, the top of the set is reversed. The new top couple [the original 2nd couple] begin by leading “down”.

Tune:- Roaring Jelly      J O'Neill

Dance devised by James McMillan for his granddaughter, Shona.

MISS SHONA ARMOUR

Miss Shona Armour		J McMillan	4 x 32 Jig
			
<div>2 1</div> <div>2 1 <b>RA S</b></div>	<div>2 4</div> <div>2 4 <b>LA S</b></div>	<div>2 3 1 4 3 2</div> <div>2 3 <b>RA S</b></div>	<div>1 4 3 2</div> <div><b>T<sub>R</sub></b></div>
<div>1 4 3 2</div> <div>to 1 4 3 2</div>	Repeat from bottom with 2s leading	Repeat from top with 3s leading	Repeat from bottom with 4s leading